FEMALE END VIEW (J1)	MALE END VIEW (P1)
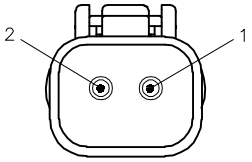 1 = YELLOW 2 = GREEN	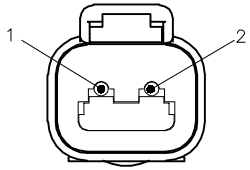 1 = YELLOW 2 = GREEN

SPECIFICATIONS	
DEUTSCH CONNECTOR (J1)	DT06-2S-CE04
DEUTSCH WEDGELOCK (J1)	W2S
DEUTSCH TERMINALS (J1)	0462-201-16141
DEUTSCH CONNECTOR (P1)	DT04-2P-C015
DEUTSCH WEDGE LOCK (P1)	W2P
DEUTSCH TERMINALS (P1)	0460-202-16141
MOLDED HEAD MATERIAL/COLOR	TPU/BLACK
OUTER JACKET MATERIAL/COLOR	EX60/BLACK
CONDUCTOR INSULATION MATERIAL	XLPE
NUMBER OF CONDUCTORS [AWG]	2x20 AWG
RATED CURRENT [A]	8.0 A
OPERATING CURRENT [V]	250 V
CABLE CONSTRUCTION	TWISTED PAIR MEETING J1939 ELECTRICAL REQUIREMENTS
PROTECTION CLASS	IP67

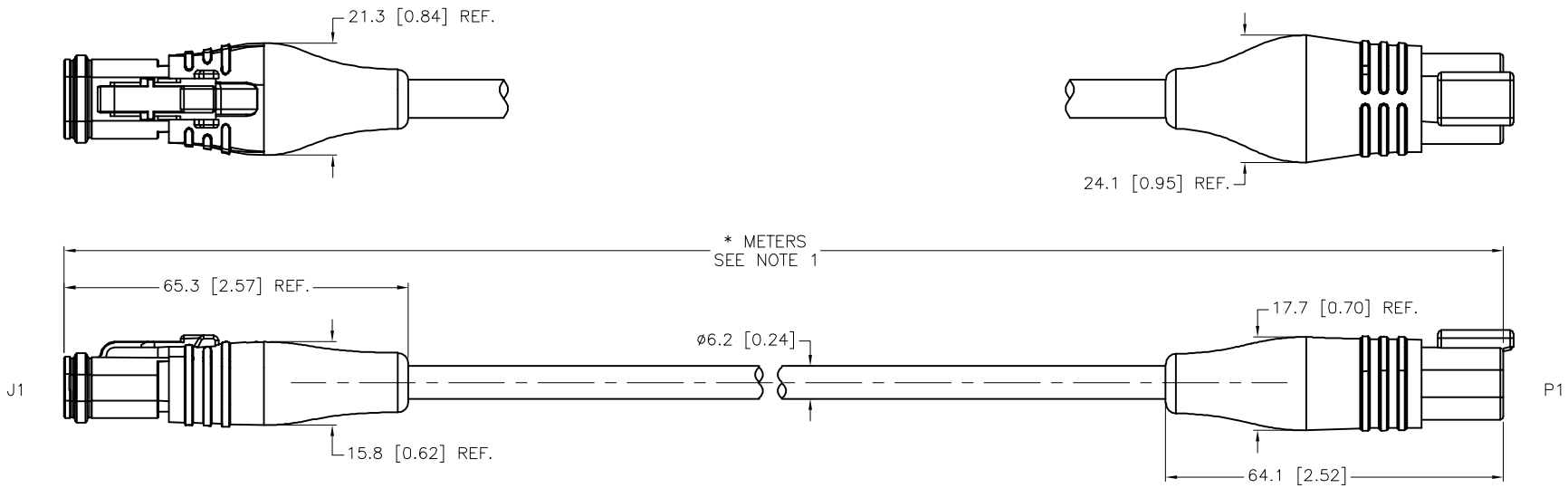

CABLE LENGTH	TOLERANCE*
ALL LENGTHS	+ 4% (OR 50mm) OF LENGTH − 0% (OR 0mm) OF LENGTH WHICHEVER IS GREATER
STRIP LENGTH	**TOLERANCE***
0–7mm	±0.5mm
8–29mm	±1.0mm
30–49mm	±2.0mm
50–69mm	±3.0mm
70–100mm	±4.0mm
OVER 100mm	±5.0mm
***UNLESS OTHERWISE SPECIFIED**	

SOURCE DRAWING - FOR REFERENCE ONLY

NOTES:

1. "*" INDICATES CABLE LENGTH IN METERS. CONTACT TURCK TO ORDER SPECIFIC LENGTHS.

REV	DESCRIPTION	BY	DATE	ECO NO.
D	ADDED OPERATING VOLTAGE	ER	04/25/22	77567

RELATED DOCUMENTS
1.
2.
3.
4.

3RD ANGLE PROJECTION

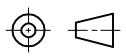

THIS DRAWING IS CONFIDENTIAL AND THE PROPERTY OF TURCK INC. USE OF THIS DOCUMENT WITHOUT WRITTEN PERMISSION IS PROHIBITED.

TURCK
3000 CAMPUS DRIVE
MINNEAPOLIS, MN 55441
1-800-544-7769
(763) 553-7300
(763) 553-0708 fax
www.turck.us

MATERIAL: SEE SPECIFICATIONS

FINISH: SEE SPECIFICATIONS

ALL DIMENSIONS DISPLAYED ON THIS DRAWING ARE FOR REFERENCE ONLY

CONTACT TURCK FOR MORE INFORMATION

DRFT: TV | DATE: 08/18/15
APVD: C.K. | SCALE: 1=1.3

UNIT OF MEASUREMENT
MILLIMETER [INCH]
DO NOT SCALE THIS DRAWING

DESCRIPTION: DT06-2S-2322XL-*M-DT04-2P

IDENTIFICATION NO.

REV: D

FILE: 777036715 | SHEET 1 OF 1

Approved 04/29/2022, work order #250182 by A.A.